



HAL
open science

Zinc-mediated reactions on salicylaldehyde for *Botrytis cinerea* control

Antoine Franche, Claire Imbs, Antoine Fayeulle, Franck Merlier, Muriel Billamboz, Estelle Léonard

► **To cite this version:**

Antoine Franche, Claire Imbs, Antoine Fayeulle, Franck Merlier, Muriel Billamboz, et al. Zinc-mediated reactions on salicylaldehyde for *Botrytis cinerea* control. *Chinese Chemical Letters*, 2019, 10.1016/j.ccl.2019.08.053 . hal-02362165

HAL Id: hal-02362165

<https://utc.hal.science/hal-02362165v1>

Submitted on 22 Aug 2022

HAL is a multi-disciplinary open access archive for the deposit and dissemination of scientific research documents, whether they are published or not. The documents may come from teaching and research institutions in France or abroad, or from public or private research centers.

L'archive ouverte pluridisciplinaire **HAL**, est destinée au dépôt et à la diffusion de documents scientifiques de niveau recherche, publiés ou non, émanant des établissements d'enseignement et de recherche français ou étrangers, des laboratoires publics ou privés.



Distributed under a Creative Commons Attribution - NonCommercial 4.0 International License

Communication

Zinc-mediated reactions on salicylaldehyde for *Botrytis cinerea* controlAntoine Franche^a, Claire Imbs^b, Antoine Fayeulle^a, Franck Merlier^c, Muriel Billamboz^d, Estelle Léonard^{b,*}^a Sorbonne University, Université de technologie de Compiègne, ESCOM, EA TIMR 4297, Centre de recherche de Royallieu, CS 60319, 60203 Compiègne cedex, France^b ESCOM, UTC, EA TIMR 4297, 1 allée du Réseau Jean-Marie Buckmaster, 60200 Compiègne, France^c Sorbonne Universités, Université de Technologie de Compiègne, Génie Enzymatique et Cellulaire (GEC), UMR-CNRS 7025, CS 60319, 60203 Compiègne Cedex, France^d Laboratoire de chimie durable et santé, Yncrea Hauts-de-France, HEI, 13 rue de Toul, 59046 Lille Cedex, France

ARTICLE INFO

ABSTRACT

Article history:

Received 12 July 2019

Received in revised form 9 August 2019

Accepted 23 August 2019

Available online

Botrytis cinerea is a necrotrophic fungus that affects various plant species. Chemical control is a necessity and as much as possible, eco-friendly conditions and bioresources to obtain these chemicals should be used. In this context, a series of products was obtained from salicylaldehyde using zinc as a powerful reagent and tested for antifungal activity against *Botrytis cinerea*.

Keywords:

Salicylaldehyde

Zinc-mediated reactions

Green solvents

Alkoxyethylphenol

PEG-cresol

Botrytis cinerea control

Botrytis cinerea is mainly responsible for the so-called grey rot on various plants. Principal targets are onions [1], beans [2], tomatoes [3], but also grapevines [4,5] and over 230 plant species over the world [6]. Unfortunately, resistance phenomena were observed towards various treatments. *Botrytis cinerea* tolerates chlorinated nitrobenzene antifungals [7] as well as benzimidazoles [8], and dicarboximides [5,9]. However, molecules containing phenol and/or alkoxybenzenes are commercialized for their antifungal activity against *Botrytis cinerea* (Fig. 1).

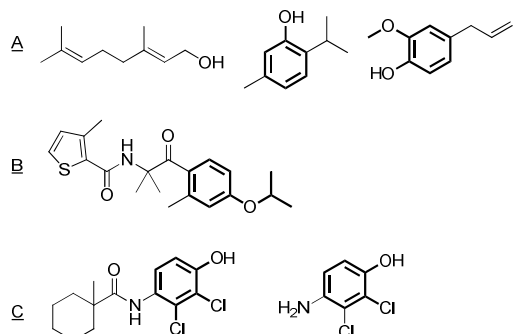


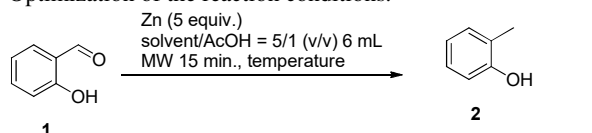
Fig. 1. Active ingredients of A: Mevalone (SUMIAGRO); B: Kenja (SUMMIT AGRO); C: Teldor[®] (BAYER) [10].

* Corresponding author.

E-mail address: e.leonard@escom.fr

New chemicals based on these phenols and/or alkoxybenzenes cores can be synthesized, using as much as possible eco-friendly conditions and bioresources to obtain these chemicals. In this context, salicylaldehyde was first discovered in 1838, from *Filipendula vulgaris* [11] and possessed simultaneously a phenol group that might be interesting against *Botrytis cinerea* and an aldehyde moiety, which is a useful group for functionalization especially into ether group. For this ether formation from carbonyl moiety can be cited for example, the use of functionalized silanes and catalysts [12–14], of frustrated Lewis pair catalysts hydrogenation with alkyl orthoformate [15], or of tin reagents [16]. The reductants can be also either complex hydrides [17] or dihydrogen on Pd/Ru [18,19]. But to the best of our knowledge, no zinc reaction in polar solvents was used to achieve this reaction. Moreover, reduction of carbonyl compounds thanks to zinc-mercury amalgam is well-known as Clemmensen reaction [20]. But Clemmensen-like reactions in the absence of mercury remain discreet [21,22]. Other reactions leading to hydrocarbons from carbonyls can be used [23], as for example Huang-Minion modification of Wolff-Kishner reduction under microwave irradiation [24,25]. However zinc, by its low cost, its good performances in reduction or coupling and its compatibility with many solvents is a prime reagent to obtain biocides from *o*-salicylaldehyde.

Table 1
Optimization of the reaction conditions.^a



Entry	Solvent	Temperature (°C)	Yield (%) ^b
1	EtOH	150	44
2	Water	150	19
3	Glycerol	150	23
4	- ^c	150	2
5	AcOEt	150	11
6	EtOH	30	5
7	EtOH	160	45
8	EtOH	170	48
9	EtOH	180	56
10	EtOH	190	38

^a Reaction conditions: salicylaldehyde (3 mmol), zinc (15 mmol, 5 equiv.) in 6 mL mixture of solvent/AcOH (5/1, v/v), MW 15 min.

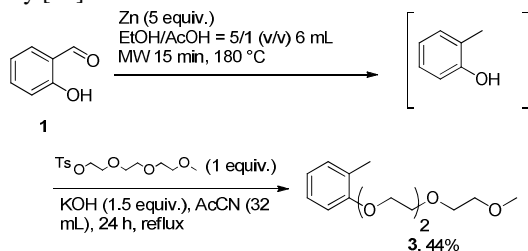
^b Gas chromatography yield using naphthalene as internal standard.

^c In this case, as no solvent was used, only 1 mL AcOH was added.

First, zinc-mediated Clemmensen reduction was performed on *o*-salicylaldehyde (**1**) by using green solvents as ethanol, water, glycerol or without solvent. These reactions were performed under microwave irradiation, and reaction temperature was modulated from 150 °C to 190 °C.

From Table 1 can be deduced that amongst the green solvent used (EtOH, water, glycerol, entries 1-3) or without solvent (entry 4), ethanol is the best solvent for the reaction leading to 44% isolated yield at 150 °C. Indeed, when water was used as solvent (entry 2) or if no solvent was added (entry 4), miscibility problem between acetic acid and salicylaldehyde was observed. To investigate whether the content of AcOEt at the end of reaction was responsible for the good yield with EtOH, a reaction with AcOEt as solvent was performed (entry 5) and led only to a yield of 11% in compound **2** leading to the conclusion that AcOEt was not responsible for the yields obtained with EtOH. Then the reaction performed at 30 °C (entry 6) only led to 5% yield, whereas at 160 °C (entry 7) and 170 °C (entry 8) the yields obtained were just below 50%. Increasing the temperature to 180 °C (entry 9) seemed to be the best one leading to 56% yield, whereas at 190 °C (entry 10), the molecule **2** was only obtained in 38% yield.

Then, under microwave irradiation at 180 °C for 15 min, *o*-salicylaldehyde (**1**) was reduced to *o*-cresol and was used without purification for a nucleophilic substitution with triethylene glycol monomethyl ether [26] leading to compound **3**, with an overall isolated yield of 44% (Scheme 1). This one-pot/two-step procedure is in accordance with some of the principles of green chemistry [27].



Scheme 1. Synthesis of compound **3**.

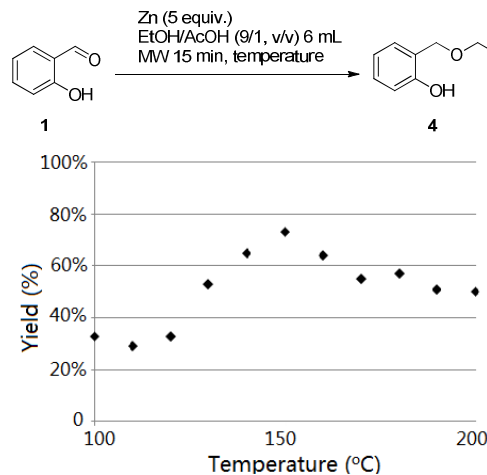


Fig. 2. Synthesis of compound **4**. Gas chromatography yield using naphthalene as internal standard

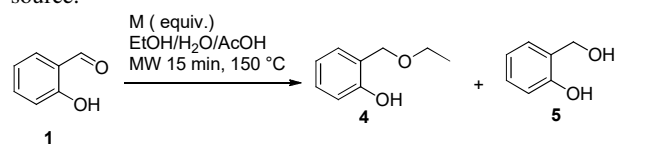
Indeed, if the yield of reaction remains modest, these two steps are in accordance with eco-friendly chemistry. Indeed, solvents are green-light (green, step 1) and orange-light (usable, step 2) according to Pfizer “traffic light” of environmental solvent impact [28].

In a second time, as alkoxyphenols could have a real importance against *Botrytis cinerea*, zinc-mediated reductive coupling reaction between *o*-salicylaldehyde (**1**) and ethanol was performed for the reaction optimization. As seen on Fig. 2, from 100 °C to 150 °C, the yields of **4** increased from 33% to 73%, and then from 150 °C to 200 °C, they decreased to 50%. Indeed, because of the zinc ability to heat up to 500 °C under microwave irradiation, it can be supposed that above 150 °C in reaction media, some degradation may occur.

Then, various metals such as magnesium, aluminum, iron, and copper powders were tested and compared to zinc. The results (Table 2) suggest that only zinc is reactive for the alcohol-carbonyl reductive coupling (entry 1).

Table 2

Conversion and selectivity of the reaction using various metal source.^a



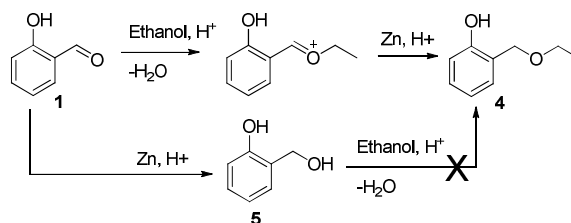
Entry	M (equiv.)	EtOH/H ₂ O/AcOH (v/v/v)	Conversion (%) ^b	Selectivity 4/5 (%) ^b
1	Zn (5)	9/0/1	77	95/5
2	Mg (5)	9/0/1	4	ND ^c
3	Al (5)	9/0/1	58	0/100
4	Fe (5)	9/0/1	74	2/98
5	Cu (5)	9/0/1	0	ND ^c
6	Zn (5)	6/3/0	5	ND ^c
7	Zn (5)	4.5/4.5/1	58	72/28
8	Zn (1)	9/0/1	48	69/31
9	Zn (3)	9/0/1	55	87/13
10	Zn (6)	9/0/1	67	95/5

^a Reaction conditions: salicylaldehyde (3 mmol), M (n equiv.) in a 6 mL mixture of EtOH/H₂O/AcOH (v/v/v), MW 15 min, 150 °C.

^b Gas chromatography conversion and selectivity using naphthalene as internal standard

^c ND = Not determined

Indeed, we had to take into account that some metals can perform homo-pinacol coupling (Zn, Mg), or reduction to compound **5** (Al, Fe) in addition to product **4**. Mg, Al, Fe and Cu (entries 2-5) gave poor yields of product **4** (Table 2). In our case, the reaction with Mg gave homo-pinacol coupling in 24% yield, where no Pinacol coupling was observed when zinc was used. As mentioned above, one of the most known side-reaction of the envisioned one is called Bouveault-Blanc reaction, and consists in reduction of carbonyl into alcohol moiety usually using sodium as reductant. Under our best conditions (using zinc, under microwave irradiation, at 150 °C for 15 min.), the selectivity of compound **4** over hydroxybenzyl alcohol **5** was depending on the presence or absence of acetic acid and water. Indeed, in the presence of water but not acetic acid (entry 6), only 5% of conversion was observed, whereas in the presence of acetic acid and water (entry 7), 58% conversion was obtained, but with a lower selectivity than without water (entry 1). Moreover, as the reaction took place in the surface of the zinc powder, 5 equiv. of zinc were necessary to obtain the best yield of compound **4** (entries 1, 8-10).



Scheme 2. Proposed mechanism of the formation of **4**.

For the formation of compound **4**, two mechanistic pathways could be envisioned (Scheme 2): the upper one uses first ethanol in acidic conditions to obtain the oxonium ion [29]. Then zinc in acetic acid leads to the reached ether. The other pathway is the two-electron reduction of the aldehyde [30], followed by the ethanol addition. As the reaction directly performed from the benzylic alcohol **5** [31] did not succeed, that led us to suggest the upper pathway as a mechanism for the reaction (Scheme 2).

To evaluate the scope of the reaction, the reaction was performed on butyl alcohol and hexyl alcohol, and hexenyl alcohol (Table 3, entries 2, 3 and 6).

Table 3

Scope of the reaction.

Entry	R	R'	Alcohol	Product	Yield (%) ^a	
1	H	OH	C ₂ H ₅ OH	4 [32]	73	
2	H	OH	C ₄ H ₉ OH	6 [33,34]	59	
3	H	OH	C ₆ H ₁₃ OH	7	26	
4	H	OH		8	^b	
5	H	OH		9	^b	
6	H	OH		10	24	
7	Br	H	C ₂ H ₅ OH	11	^c	
8	H	OH	C ₂ H ₅ OH	12	61 ^d	

^a Isolated yields.

^b Only neopentyl acetate (entry 4) or *tert*-butyl acetate (entry 5) were obtained.

^c Only 4-bromobenzylalcohol was obtained.

^d The volume ratio of EtOH/AcOH was 1/1 (v/v) and (*E*)-hex-2-enal was added as co-reagent.

It is noticeable that, due to the microwave ability to act on polar molecules, the bigger is the aliphatic chain length of alkyl alcohols, the worse is the reaction yield. So in our conditions, products **4**, **6**, **7** and **10** were obtained in 73%, 59%, 26% and

24%, respectively (entries 1, 2, 3 and 6). When more hindered alcohols were chosen as neopentyl alcohol (entry 4) and *tert*-butyl alcohol (entry 5) no attended product was obtained. Reaction on bromobenzaldehyde did not give the attended

product (entry 7). Finally, as salicylaldehyde was not able in our conditions to give any homo-pinacol coupling, we tested the reaction with a ratio EtOH/AcOH (1:1, v/v) to minimize the ether formation and added hexenal (entry 8) which gave product **12** of hetero-pinacol coupling in 61% yield (entry 8). For more details about the syntheses, please see the Supporting information.

Some of the synthesized compounds were evaluated for their *in vitro* antifungal potential against *Botrytis cinerea* (MUCL000399). First the compounds were tested on the mycelium of *Botrytis cinerea* at a concentration of 50 µg/mL and gave the inhibition rates shown in Fig. 3. From Fig. 3 one can clearly conclude that all the compounds synthesized had a significantly better effect on *Botrytis cinerea* than the starting material salicylaldehyde **1**. Cresol **2** had an effect just above 60%, which can be compared to ethyloxymethylphenol **4**. Compound **3** seems to be less efficient than cresol **2** and butyloxymethylphenol **6** had inhibition rates of 69%. Pinacol **12** did not give any inhibitory rate, but the most active compound was clearly and significantly hexyloxymethylphenol **7** with an inhibition rate of 100%.

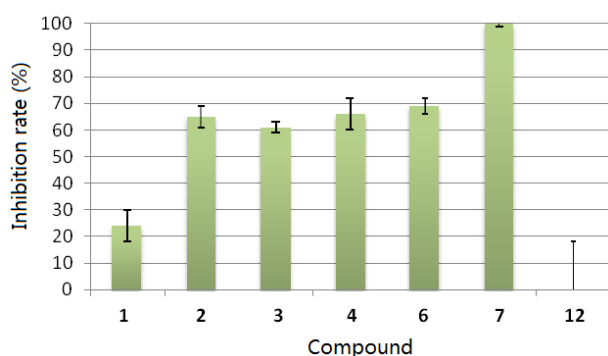


Fig. 3. Inhibitory rates of *Botrytis cinerea* by compounds **1**, **2**, **3**, **4**, **6**, **7** and **12** at a concentration of 50 µg/mL.

Table 4.

MIC measurements (µg/mL)

Compound	Inhibitory rate (%)		
	50	70	90
Ketoconazole	2	15	>30
Amphotericin B	7.5	>30	>30
3	30	50	ND
6	40	50	ND
7	10	20	20

So MIC (minimum inhibitory concentration) was chosen to be performed on compounds **3**, **6** and **7**. As molecules having antifungal activities on plant pathogens usually act on respiration (thiram, mancozeb, captan, dichlofluanid, tolylfluanid); Cytochrome *b* (strobilurins); β -tubulin (MBC-generating pesticides); Osmoregulation (dicarboximides); Sterol biosynthesis (Fenhexamide) or Hydrolytic enzymes secretion (anilinopyrimidines) [35], our molecules **3**, **6** and **7** were compared to positive control standards Ketoconazole [36] and Amphotericin B [37] which were chosen due to their capability to interact with membrane ergosterol. Table 4 confirms the interest of compound **7**, which enables to reach 50 and 70% of inhibition with lower concentrations than the two other tested compounds. The compound **7** even enables to reach 90% of inhibition, which was not possible with the two other molecules for the tested concentration range. Compared to positive controls, results of compound **7** remain interesting. Indeed even if Ketoconazole and

Amphotericin B trigger 50% of inhibition with lower concentrations, they do not enable to reach 90% for 20 µg/mL as the compound **7** does for this fungal strain.

To conclude a series of biocides from *o*-salicylaldehyde by using zinc was obtained, which possesses good performances in reductive ether formation, Clemmensen-like reaction, or hetero-pinacol coupling. Alkoxyphenol compounds proved to be particularly interesting for *Botrytis cinerea* control. In this context, studies are ongoing within the team to design new antifungal agents from other bioresources.

Acknowledgments

Authors would like to thank ESCOM for funding, as well as Wallonie-Bruxelles International et le Fonds National de la Recherche Scientifique pour la communauté française de Belgique, Ministère des Affaires Étrangères et du Développement International (MAEDI) et Ambassade de France en Belgique pour la France and by the Region of Picardie, France (cofunding of equipment under CPER 2007–2020 project). Authors would also like to thank Ministère de l'Éducation Nationale de la Recherche et de la Technologie for Research fellowships.

References

- [1] M.I. Chilvers, L.J. du Tiot, Plant Health Progress 7 (2006), <https://doi.org/10.1094/PHP-2006-1127-01-DG>.
- [2] Y. Li, S. Sun, C. Du, et al., Crop Prot. 85 (2016) 52–56.
- [3] A. Wakeham, A. Langton, S. Adams, R. Kennedy, Crop Prot. 90 (2016) 27–33.
- [4] A. Panebianco, I. Castello, G. Cirvilleri, et al., Crop Prot. 77 (2015) 65–73.
- [5] P. Leroux, M. Clerjeau, Crop Prot. 4 (1985) 137–160.
- [6] Y. Elad, B. Williamson, P. Tudzynski, N. Delen, Botrytis: Biology, Pathology and Control, Springer, Dordrecht, 2007, pp. 1–8.
- [7] M.J. Reavill, Ann. Appl. Biol. 41 (1954) 448–460.
- [8] G.J. Bollen, G. Scholten, Neth. J. Plant Pathol. 77 (1971) 83–90.
- [9] T. Katan, Plant Pathol. 31 (1982) 133–141.
- [10] “Fongicides Teldor®: Bayer-Agri, traitement phytopharmaceutique pour la protection des cultures - Teldor®,” <https://www.bayer-agri.fr/produits/fiche/fongicides-teldor>.
- [11] N. Radulović, M. Mišić, J. Aleksić, et al., Fitoterapia 78 (2007) 565–570.
- [12] M.S. Yang, L.W. Xu, H.Y. Qiu, G.Q. Lai, J.X. Jiang, Tetrahedron Lett. 49 (2008) 253–256.
- [13] B.A. Gellert, N. Kahlcke, M. Feurer, S. Roth, Chem. – Eur. J. 17 (2011) 12203–12209.
- [14] G.L. Larson, J.L. Fry, Org. React. 71 (2008) 1–737.
- [15] M. Bakos, Á. Gyömöre, A. Domján, T. Soós, Angew. Chem. Int. Ed. 56 (2017) 5217–5221.
- [16] J.P. Quintard, B. Elissondo, D. Mouko-Mpegna, J. Organomet. Chem. 251 (1983) 175–187.
- [17] P.H.J. Carlsen, M. Ystenes, U. Ragnarsson, T. Anthonsen, R. Kivekäs, Acta Chem. Scand. 40b (1986) 757–759.
- [18] R.M. Mironenko, O.B. Belskaya, T.I. Gulyaeva, et al., Catal. Today 279 (2017) 2–9.
- [19] R.M. Mironenko, O.B. Belskaya, V.I. Zaikovskii, V.A. Likhonobov, Monatshefte Für Chem. - Chem. Mon. 146 (2015) 923–930.
- [20] E. Clemmensen, Berichte Dtsch. Chem. Ges. 46 (1913) 1837–1843.
- [21] S. Yamamura, S. Ueda, Y. Hirata, Chem. Commun. (1967) 1049–1050.
- [22] S. Yamamura, Y. Hirata, J. Chem. Soc. C (1968), 2887–2889.

- [23] B.P. Bandgar, S.N. Kshirsagar, P.P. Wadgaonkar, *Synth. Commun.* 25 (1995) 941–945.
- [24] P. Jaisankar, B. Pal, V.S. Giri, *Synth. Commun.* 32 (2002) 2569–2573.
- [25] S. Chattopadhyay, S.K. Banerjee, A.K. Mitra, *J. Indian Chem. Soc.* 79 (2002) 906–907.
- [26] M. Yoshimoto, K. Honda, S. Kurosawa, M. Tanaka, *J. Phys. Chem. C* 118 (2014) 16067–16073.
- [27] P.T. Anastas, J.C. Warner, *Green Chemistry: Theory and Practice*, Oxford University Press, 1998.
- [28] C. Reichardt, T. Welton, *Solvents and Solvent Effects in Organic Chemistry*, 4th Ed., Wiley-VCH Verlag GmbH & Co. KGaA, Weinheim, Germany, 2010.
- [29] C. Zhao, C.A. Sojda, W. Myint, D. Seidel, *J. Am. Chem. Soc.* 139 (2017) 10224–10227.
- [30] T. Hirao, S. Santhitikul, H. Takeuchi, A. Ogawa, H. Sakurai, *Tetrahedron* 59 (2003) 10147–10152.
- [31] A.R. Surrey, *Name Reactions in Organic Chemistry*, 2nd Ed., Academic Press, 1961, pp. 27–28.
- [32] Y. Herzig, L. Lerman, W. Goldenberg, et al., *J. Org. Chem.* 71 (2006) 4130–4140.
- [33] A.R. Katritzky, Z. Zhang, X. Lan, H. Lang, *J. Org. Chem.* 59 (1994) 1900–1903.
- [34] M.T. Richers, M. Breugst, A.Y. Platonova, et al., *J. Am. Chem. Soc.* 136 (2014) 6123–6135.
- [35] B. Williamson, B. Tudzynski, P. Tudzynski, J.a.L.V. Kan, *Mol. Plant Pathol.* 8 (2007) 561–580.
- [36] M. Borgers, H. Van den Bossche, M. De Brabander, *Am. J. Med.* 74 (1983) 2–8.
- [37] I. Fournier, J. Barwicz, P. Tancredi, *Biochim. Biophys. Acta BBA - Biomembr.* 1373 (1998) 76–86.

Graphical Abstract

Zinc-mediated reactions on salicylaldehyde for *Botrytis cinerea* control

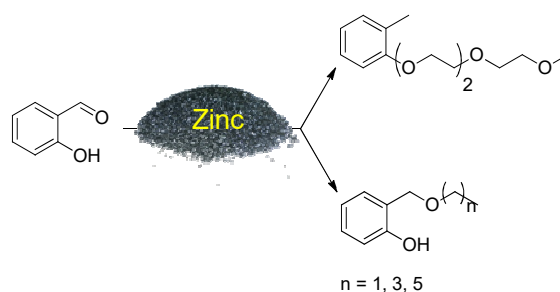
Antoine Franche^a, Claire Imbs^b, Antoine Fayeulle^a, Franck Merlier^c, Muriel Billamboz^d, Estelle Léonard^b *

^a Sorbonne University, Université de technologie de Compiègne, ESCOM, EA TIMR 4297, Centre de recherche de Royallieu, CS 60319, 60203 Compiègne cedex, France

^b ESCOM, UTC, EA TIMR 4297, 1 allée du Réseau Jean-Marie Buckmaster, 60200 Compiègne, France

^c Sorbonne Universités, Université de Technologie de Compiègne, Génie Enzymatique et Cellulaire (GEC), UMR-CNRS 7025, CS 60319, 60203 Compiègne Cedex, France

^d Laboratoire de chimie durable et santé, Yncrea Hauts-de-France, HEI, 13 rue de Toul, 59046 Lille Cedex, France



A series of products was obtained from salicylaldehyde using zinc as a powerful reagent. They were successfully tested as antifungal molecules on *Botrytis cinerea*.